www.shellpia.com
www.garusolution.com

Next Pump

CATALOGUE

NEXT

가루SOL
GARUSOLUTION

nextcompany

Product Name	next pmps
HS CODE	8413.81 / 8422.30 / 8428.39 / 9026.10
Homepage	www.shellpia.com
Contact	nextpump@naver.com

Company Introduction

The powder pump developed by NextCompany is designed to discharge and convey a wide range of powder materials.

Company Introduction

Traditionally, transporting powders-substances in fine particulate form-has been challenging, often relying on conveying methods that demand specific material properties, high power, and complex equipment. Such systems incur significant costs and require large-scale installations, making precise powder transport and discharge a critical yet difficult task in industrial operations. However, the company's standard PMP Series is a compact, small-scale powder dispenser that uses patented screws to precisely control powder quantity by adjusting the screw operation time. For automation, the product can be equipped with a footswitch, allowing seamless integration with other equipment. To stand out from conventional systems, the PMP Series is capable of RS485 communication and is designed to operate in confined spaces, improving the working environment and enhancing operational convenience. Additionally, the company offers the BMP Series, engineered for easy lifting and transferring of powder directly from bags; the PMPS Series, a scale-integrated powder dispenser using load cells; and a hand pump series.

Small-scale powder dosing dispenser with compact design

Transfer · Dispensing Powder pump

- New designs and methods
- Can be used on the your desk
- Transfer hoses Can be bent
- Special custom order made system

Save function

A touchscreen type drive can store up to 9 spaces of data. When you transfer different various kinds of powder, it will be very helpful.

Speed adjust

The LED-screen drive can be adjusted speed at a step of 0.1 rpm.

Time-setting

For some drives, you can set the injection time to repeat the operation.

You can put a certain amount of powder (flour, rice powder, chemical powder, pharmaceutical powder, cosmetics powder, food powder).

300FJ50 PMP / 350FJ PMP

Model	300FJ50	350FJ50 PMP
Motor power	50W	0.75Kw
Speed	0.1 -300rpm	0.1 -350rpm
Speed resolution	0.1 rpm	0.1 rpm
Screen	LED Type	LED Type
External control (controller)	RS485	RS485
Power	AC220V ±10%	AC220V ±10%
Dispensing time Setting	0.1 s - 9999 min	0.1 s - 9999 min
Stop time Setting	0.1 s - 9999 min	0.1 s - 9999 min
Repeat times Setting	1-9999 Times	1-9999 Times

The following information outlines the specifications of the controller, which handles the control functions.
For the input and discharge sections, various customizations are available depending on the type of powder you use — including the transfer tube type, hopper design, and coating options for the transfer tube.
We kindly ask that you request a detailed consultation to ensure proper configuration.
Please note that specific values for powder feed accuracy and discharge volume are not listed, as these can vary significantly depending on the apparent density and characteristics of the powder, even when using the same equipment.

600-4F PMP

Drive Parameter

The table below is based on the drive controller.

Model	NEXT 600-4F PMP
Speed	0.1- 600 RPM (Speed resolution : 0.1 rpm)
Type	LED Type (4-digit)
Suction speed	10 - 300 rpm
Suction angle	10 - 720˚ (1˚ stepping)
Work environment	Temperature 0-40 ˚, relative humidity, no condensation
Dispensing time	0.1s - 9999 min
External control	RS232 and RS485, support MODBUS protocol mode
Stop time	0.1s - 9999 min
Numbers of dispensing	0 - 9999 T
Power	AC 200V ± 10% (Standard)
Flowrate	0- 165 gram/min at 100rpm (base on white sugar) *flowrate may vary depending on the experimental environment.

Powder discharge pump integrated with weighing system

PMPS SYSTEM

Electronic scale linked
Small amount liquid-powder
discharging system
* custom made

Detail 01

Compact size

Users can use this product on a commonly sized desk. The electronic scale has a liquid pump head and our powder pump is connected.

Detail 02

Multi-channel production is possible by special order

One electronic scale (one liquid pump head mounted on the scale) and one powder pump are the basic configurations, and up to 5 channels can be produced only for special customized order.

Detail 03

Pick one of liquid discharge and powder discharge

The selection switch allows you to choose whether to drain liquid or powder.

Powder Pump Applications

Our powder pump technology is utilized across a wide range of industries and processes, including:

- Semiconductor environmental equipment
- Oxygen-generating powders for submarines
- Dust particle testing for armored vehicles
- Dust collection system testing equipment
- Cosmetic powder packaging
- Filter testing with dust particle injection
- Cathode material powders for secondary batteries
- Carbon powder dosing
- Silica microparticle injection
- Powder metering in capacitor manufacturing
- Pharmaceutical menthol powder dosing
- Micro-dosing of cheese powder
- Iron powder dosing with specific gravity over 7
- Oxidizer injection in explosion-proof zones
- Ceramic powder dosing
- Electroplating powder injection
- Nickel-cobalt battery powders
- Precision dosing of shell and shot powders
- Silica bead metering
- Powder dosing for fried chicken coating
- Vitamin powder dispensing
- Semiconductor equipment powder handling
- Wastewater treatment powder injection
- Coffee grounds, flour, and baking powders
- Ceramic powder sorting system injection
- Fine dust testing equipment for armored vehicles
- Precision oxygen-generating powder dispensing for submarines
- Grease powder dosing
- Cheese powder metering
- Carbon powder metering
- Salt, sugar, and sand powder injection
- Inorganic pigments and organic dyes
- Controlled injection of dust particles (dusties)

Key Clients

- **Samsung Group**: Electroplating powders, semiconductor equipment
- **SK Group**: Secondary battery powder transfer
- **POSCO Group**: Secondary battery powder dosing and transfer
- **LG Group**: Powder dosing for secondary batteries
- **Korea Electric Power Corporation (KEPCO)**: Precision dosing of high-density metal powders
- **Hyosung Research Institute**: Powder dosing for electrical transformers

Future Industry Integration

- Smart Factory support with real-time data connectivity
- Integration with Artificial Intelligence (AI) for automated control and optimizatio

PMP 200, 500 / PMPS 200, 500

PMP 200,500

PMPS 200,500

Model	PMP200	PMP500	PMPS 200	PMPS 500
multi-channel	1 channel (standard)	1 channel (standard)	1channel (option) 2channel (option) 4channel (option) User can ask max 32 channel (option: order-made, senser of powder in hopper, data trasfer type, channel number of Liquid and powder)	1/2/4 channel ~ max 32 channel (order-made, senser of powder in hopper, data trasfer type, channel number of Liquid and powder)
Motor power	200W	500W	200W	500W
Speed(rpm)	0.1 ~ 600			
Stepwise Speed Control	10 steps	10 steps	steps	3 steps
Time	1 - 9999 min			
Gearbox ratio (option)	3:1			
Power	110~230v (220v standard)			
External Control PLC & RS485	PLC & RS485 Communication	PLC & RS485 Communication	COMMUNICATION POSSIBLE	COMMUNICATION POSSIBLE
STOP TIME	0.1 s - 9999 min			
Save-Specification function	200ea	200ea		
PROGRAM Number	5	5		
DARTA SEND			POSSIBLE	POSSIBLE
Work Environment Temperature	0-40˚C, Recommended for indoor use only	0-40˚C, Recommended for indoor use only	0-40˚C, Recommended for indoor use only. Keep away from wind, vibration, and humid conditions.	0-40˚C, Recommended for indoor use only. Keep away from wind, vibration, and humid conditions.

The following information outlines the specifications of the controller, which handles the control functions.
For the input and discharge sections, various customizations are available depending on the type of powder you use — including the transfer tube type, hopper design, and coating options for the transfer tube.
We kindly ask that you request a detailed consultation to ensure proper configuration
Please note that specific values for powder feed accuracy and discharge volume are not listed, as these can vary significantly depending on the apparent density and characteristics of the powder, even when using the same equipment.

Peristaltic Pump Series

M
Series

LC
Series

LC : Touch screen

CONSTANT TRANSFER PUMP

Calibration Function

Our transfer pump has calibration function.

Using the liquid correction function, You can easily check the flow rate.

M : LED pannel screen

What is peristaltic pump?



A peristaltic pump, also commonly known as a roller pump, is a type of positive displacement pump used for pumping a variety of fluids. The fluid is contained in a flexible tube fitted inside a circular pump casing. Most peristaltic pumps work through rotary motion, though linear peristaltic pumps have also been made. The rotor has a number of "wipers" or "rollers" attached to its external circumference, which compress the flexible tube as they rotate by. The part of the tube under compression is closed, forcing the fluid to move through the tube. Additionally, as the tube opens to its natural state after the rollers pass, more fluid is drawn into the tube. This process is called peristalsis and is used in many biological systems such as the gastrointestinal tract. Typically, there will be two or more rollers compressing the tube, trapping a body of fluid between them. The body of fluid is transported through the tube, toward the pump outlet. Peristaltic pumps may run continuously, or they may be indexed through partial revolutions to deliver smaller amounts of fluid.

Applications

Peristaltic pumps are typically used to pump clean/sterile or highly reactive fluids without exposing those fluids to contamination from exposed pump components. Some common applications include pumping IV fluids through an infusion device, apheresis, highly reactive chemicals, high solids slurries, and other materials where isolation of the product from the environment are critical. They are also used in heart-lung machines to circulate blood during a bypass surgery, and in hemodialysis systems, since the pump does not cause significant hemolysis, or rupture of the blood cells.

Advantages

- No contamination. Because the only part of the pump in contact with the fluid being pumped is the interior of the tube, it is easy to sterilize and clean the inside surfaces of the pump.
- Low maintenance needs and easy to clean; their lack of valves, seals and glands makes them comparatively inexpensive to maintain.
- They are able to handle slurries, viscous, shear-sensitive and aggressive fluids.
  Pump design prevents backflow and siphoning without valves.
- A fixed amount of fluid is pumped per rotation, so it can be used to roughly measure the amount of pumped fluid.

Application

Ketchup filling

Honey filling

Oral liquid filling

Ink filling

Polishing fluid transfer

Weighing system

Ink delivery

Vaccine injection

CONSTANT TRANSFER PUMP

NEXT 600A	TECHNICAL PARAMETERS	
	Drive model	NEXT 600A
	Pump head	YZ1515X, KZ25, YZ35-13
	Max flow rang	2280ml/min , 6000ml/min, 12000ml/min
	Display	None
	Type	Analog, Speed control knob only

NEXT 100M 300M 600M	TECHNICAL PARAMETERS			
	Drive model	NEXT 100M	NEXT 300M	NEXT 600M
	Pump head	YZ1515x, YZ2515x, DG series,ZN15, ZN25,TX315		
	Speed	0.1-100rpm, reversible	0.1-300rpm, reversible	0.1-600rpm, reversible
	Flow range	0.0015-380ml/min	0.007-1140ml/min	0.007-2280ml/min
	Power supply	AC220V±10%(standard) or AC110V±10%(optional)		
	Drive dimension	234 x 154 x143(mm)		254 x 184 x150(mm)
	Display	4-LED display		
	External control	Start & stop, direction control, speed control (0-5V, 0-10V, 4-20mA optional) RS485, support MODBUS protocol		

NEXT 100LC 300LC 600LC	TECHNICAL PARAMETERS			
	Drive model	NEXT 100LC	NEXT 300LC	NEXT 600LC
	Pump head	YZ1515x, YZ2515x, DG series, ZN25,TX315		
	Speed	0.1-100rpm, reversible	0.1-300rpm, reversible	0.1-600rpm, reversible
	Flow range	0.0015-380ml/min	0.007-1140 ml/min	0.007-2280 ml/min
	Power supply	AC220V±10%(standard) or AC110V±10%(optional)		
	Drive dimension	212 x 139 x 240(mm)		254 x 184 x150(mm)
	Display	LCD Screen		
	External control	Start & stop, direction control, speed control(0-5V, 0-10V, 4-20mA optional) RS485, support MODBUS protocol		

Bottle Filling Pump Series

FJ Series | FC Series | GS 600 | Smart Maker | 2P Series

FJ SERIES

SMART MAKER

FC SERIES

2P SERIES

GS 600

BOTTLE FILLING PUMP

NEXT 100FJ 300FJ 600FJ	TECHNICAL PARAMETERS			
	Drive model	NEXT 100FJ	NEXT 300FJ	NEXT 600FJ
	Pump head	YZ1515x, YZ2515x, DG series, ZN25,TX315		
	Speed	0.1-100rpm, reversible	0.1-300rpm, reversible	0.1-600rpm, reversible
	Flow range	0.0015-380ml/min	0.007-1140ml/min	0.007-2280ml/min
	Power supply	AC220V±10%(standard) or AC110V±10%(optional)		
	Drive dimension	234x154x143(mm)		254 x184x150(mm)
	Display	4-LED display		
	External control	Start & stop, direction control, speed control (0-5V, 0-10V, 4-20mA optional) RS485, support MODBUS protocol		

NEXT 100FC 300FC 600FC	TECHNICAL PARAMETERS			
	Drive model	NEXT 100FC	NEXT 300FC	NEXT 600FC
	Pump head	YZ1515x, YZ2515x, DG series, ZN25,TX315		
	Speed	0.1-100rpm, reversible	0.1-300rpm, reversible	0.1-600rpm, reversible
	Flow range	0.0015-380ml/min	0.007-1140ml/min	0.007-2280ml/min
	Power supply	AC220V±10%(standard) or AC110V±10%(optional)		
	Drive dimension	212x139x240(mm)		
	Display	LCD Screen		
	External control	Start & stop, direction control, speed control(0-5V, 0-10V, 4-20mA optional) RS485, support MODBUS protocol		

NEXT 600-1F	TECHNICAL PARAMETERS
	Drive model: NEXT 600-1F
	Pump head: YZ1515x, YZ2515x,KZ25, ZN25
	Speed: 0.1 - 600rpm
	Flow range: max 6000ml/min
	Power supply: AC220V±10%(standard) or AC110V±10%(optional)
	Drive dimension: 264x177x153(mm)
	Display: 4-LED display
	External control: Start & stop, direction control, speed control(0-5V, 0-10V, 4-20mA optional) RS485, support MODBUS protocol

NEXT 600-4F	TECHNICAL PARAMETERS
	Drive model: NEXT 600-4F
	Pump head: YZ35, YZ35-13
	Speed: 0.1 - 600rpm
	Flow range: 1.3 - 12000ml/min
	Power supply: AC220V±10%(standard) or AC110V±10%(optional)
	Drive dimension: 345x232x226(mm)
	Display: 4-LED display
	External control: Start & stop, direction control, speed control(0-5V, 0-10V, 4-20mA optional) RS485, support MODBUS protocol

BOTTLE FILLING PUMP

NEXT 600-4FC	TECHNICAL PARAMETERS	
	Drive model	NEXT 600-4FC
	Pump head	YZ35, YZ35-13
	Speed	0.1 - 600rpm
	Flow range	1.3 - 12000ml/min
	Power supply	AC220V±10%(standard) or AC110V±10%(optional)
	Drive dimension	305x236x302(mm)
	Display	LCD screen
	External control	Start & stop, direction control, speed control(0-5V, 0-10V, 4-20mA optional) RS485, support MODBUS protocol

NEXT 350FJ	TECHNICAL PARAMETERS	
	Drive model	NEXT 350FJ
	Pump head	KZ50
	Speed	1rpm, reversible
	Flow range	max 35000ml/min
	Power supply	AC220V±10%(standard) or AC110V±10%(optional)
	Drive dimension	336x306x252(mm)
	Display	4-LED display
	External control	Start & stop, direction control, speed control(0-5V, 0-10V, 4-20mA optional) RS485, support MODBUS protocol

NEXT 350FC	TECHNICAL PARAMETERS	
	Drive model	NEXT 350FC
	Pump head	KZ50
	Speed	1-350rpm, reversible
	Flow range	max 35000ml/min
	Power supply	AC220V±10%(standard) or AC110V±10%(optional)
	Speed control mode	Touch screen control
	Display	LCD screen
	External control	Start & stop, direction control, speed control(0-5V, 0-10V, 4-20mA optional) RS485, support MODBUS protocol

MULTI CHANNEL DISPENSER

NEXT GS600	TECHNICAL PARAMETERS	
	Drive model	NEXT GS600(Separate control, Unified control)
	Pump head	YZ1515x, YZ2515x
	Speed	0.1-600rpm, reversible
	Max flow	2280ml/min (single channel)
	Power supply	AC220V±10%(standard) or AC110V±10%(optional)
	Control methods	Touch screen + membrane keypad
	Display	5inch LCD screen
	External control	Need to contact manufacturer, it can be customized

NEXT GSS600	TECHNICAL PARAMETERS	
	Drive model	NEXT GSS600(Separate control, Unified control)
	Pump head	LP25
	Speed	0.1-350rpm, reversible
	Max flow	4000ml/min(single channel)
	Power supply	AC220V±10%(standard) or AC110V±10%(optional)
	Control methods	Touch screen + membrane keypad
	Display	5inch LCD screen
	External control	Need to contact manufacturer, it can be customized

NEXT GSJ600	TECHNICAL PARAMETERS	
	Drive model	NEXT GSJ600(Separate control, Unified control)
	Pump head	KZ25
	Speed	0.1-600rpm, reversible
	Max flow	6000ml/min(single channel)
	Power supply	AC220V±10%(standard) or AC110V±10%(optional)
	Control methods	Touch screen + membrane keypad
	Display	5inch LCD screen
	External control	Need to contact manufacturer, it can be customized

NEXT GSG600	TECHNICAL PARAMETERS	
	Drive model	NEXT GSG600(Separate control, Unified control)
	Pump head	YZ35-13
	Speed	0.1-600rpm, reversible
	Max flow	12000ml/min(single channel)
	Power supply	AC220V±10%(standard) or AC110V±10%(optional)
	Control methods	Touch screen + membrane keypad
	Display	5inch LCD screen
	External control	Need to contact manufacturer, it can be customized

MULTI CHANNEL DISPENSER

SMART MAKER

* Users can order customized "smart maker" from 3channel to 16channel.

Quick description		NEXT SMART MAKER (1PCS Specitification)	
Drive model	NEXT SMART MAKER	Max Channels	32 (Support customized)
Pump Head Model	YZ1515X	Remote control	optional
Flow range	0.002-6000ml/min (single channel)	Pump Head Optional	YZ1515X / YZ2515X / TX315 / DG series / KZ25

Technical Parameters (1PCS)		NEXT SMART MAKER (1PCS Specitification)	
Flow range	0.002-6000ml/min	Speed range	0.1-600rpm
Filling Accuracy	<±2%	Flow fine-tuning range	80% - 120 %
Contorl method	Touch screen main controller + membrane Button + wifi / external control	Diplay mode	7 inch / 10 inches - LCD screen + 4-LED display
Button mode	Scale adjustment mode and address setting mode	Display mode	office mode, online mode
Calibration method	Scale adjustment, volume calibration	Customer data Storage	20 groups
Pump head optional	YZ1515X, YZ2515X, DG series, TX315, KZ25	Outlet Pressure	0.1 - 0.12MPa
IP Grade	IP31	Environment temperature	0˚C to 40˚C (32F to 104F)
Storage temperature	-25 to 65 (-13F to 149F)	Relatively humidity	20% - 80%
Commutication interface	RS485 bus, touch screen to set communication address, baud rate, parity, stop bit		
WIFI	WIFI (Optional)	Communication protocol	ModbusRTU Standard agreement
Power interfac	Input-single-phase 220ACV Power input, output-single-phase 220ACV power cascade output		
Power supply	Controller-AC90-260V / 50 / 60 Hz, single group system-AC180-260V / 50 / 60Hz		
Motor	57 stepper motor	Motor voltage	DC48V
Fuse ration	10	Maximum voltage fluctuation	+/- 10% of normal voltage

MULTI CHANNEL DISPENSER [ODM]

Technical Parameters (1PCS) | 2P SERIES	
Speed	0.1 - 600rpm
Speed resolution	0.1 rpm
Flowrate	0.0015 - 12L/min (you can select pump head)
Display	Touch screen control
Suction angle	10 - 720 ˚ suction speed : 10- 300rpm
Power supply	2022-09-17
External control	RS232 RS485 Support MODBUS Protocol mode
Work environment	Temperature 0- 40˚, Relative humidity, no condensation

Two-Liquid Dispenser [ODM]



Ratio 10 : 1 is possible,
Lunching soon !
Two liquid dispenser
Without static mixer

TECHNICAL PARAMETER	
Speed	0.1 ~ 600 RPM
PUMP HEAD	YZ1515X , KZ25 , YZ35-13 Optional
Externel control	RS485 Communication
Flowrate (1PCS)	0 ~ 2,2280 ml/min (YZ1515X) 0 ~ 6,000 ml/min (KZ25) 0 ~ 12,000 ml/min (YZ35-13) Optional

* Order-made system.
* The user can select the pump head to order a customized "2-liquid dispenser"



Next Pump

Address
418ho , 17, Deogan-ro 104beon-gil,
Gwangmyeong-si, Gyeonggi-do, Korea
Tel. +82-2-2277-6379
Fax. +82-2-927-6379
E-mail.
[LIQUID PUMP] nextpump@naver.com
[POWDER PUMP] garusolution@naver.com
www.shellpia.com | www.garusolution.com